A BETTER STUCCO
INSULATION PANEL IS HERE.

www.stytek.com
+916.383.0500

DRIPWAVE

THE NEXT GENERATION OF INSULATION

DripWave insulation is designed specifically for stucco homes, businesses and institutions as an alternative to the traditional expanded polystyrene (EPS) insulation used in 1-coat stucco applications. This revolutionary product eliminates the primary causes of water intrusion and mold and reduces the risk of costly callbacks and repair work due to the innovative air space provided by the patented board design.

Made in the U.S.A by

stytek
6200 Sky Creek Drive
Sacramento, CA 95828

THE DRIPWAVE SYSTEM

DripWave EPS Panels | Galvanized Weep Screed

ENVIRONMENTALLY FRIENDLY Manufactured without the use of ozone-depleting blowing agents or hazardous dyes.

WATER RESISTANT Excellent wall system moisture management that does not absorb moisture from the environment.

COST EFFICIENT An economical choice for high quality EPS insulation, comparable in price to other, less advanced insulation solutions.

Once a mold problem begins, the damage starts and the repairs are time consuming & expensive.

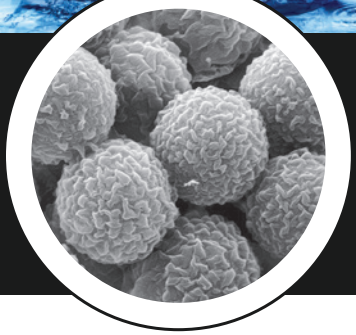

Most insulation panels used on stucco homes are flat planes that can trap moisture behind the EPS foam, causing improperly installed galvanized nails to rust and the water-resistive barrier (WRB) to become saturated. When exposed to moisture over time, the WRB fails, causing the wall sheeting behind it to become saturated with water and swell. This creates a chain reaction that causes the EPS foam panels to crown at the joints, cracking the exterior face of the stucco and allowing more water to enter the system.

Reduce the risk of water intrusion in 1-coat stucco applications

INSTALL A BETTER PANEL.



DripWave is a complete insulation system designed to reduce the risk of water intrusion in 1-coat stucco applications.

The DripWave System Advantage

- *Curved waves on the back of the DripWave EPS panels allow moisture that may accumulate to evaporate or drain prior to WRB failing or water intrusion into the home.*
- *Improved moisture control and reduced risk of mold without added waterproofing materials and sealants. In many cases less mil thickness for flashing materials around windows and doors may not be needed, lowering construction costs.*

- *Lightweight*
- *Cost-Effective*
- *Fast & Easy Installation*

stytek was established with one goal: to revolutionize the insulation industry.

StyTek's founder, Dave Dahlin, is an experienced restoration contractor who has seen firsthand the damage that water intrusion and mold can cause. StyTek's flagship product, DripWave, was created to provide an insulation system that would correct these problems while remaining cost-efficient and easy to install.

StyTek's modern manufacturing facility in Sacramento, California, maintains a large supply of DripWave insulation panels to fulfill orders quickly and efficiently. StyTek protects your shipment with careful packaging to ensure that DripWave panels arrive undamaged, ready to install.

DRIPWAVE INSULATION SYSTEM

4' x 8' Expanded Polystyrene (EPS) insulation panels 7/8"

2' x 8' Expanded Polystyrene (EPS) insulation panels 7/8"

Uniquely designed weep screed that allows water to exit and air to enter at the bottom of the wall system

Specifications

- EPS Type II board that complies with ASTM C578
- Thickness of 1 to 1 ½ inches over open framing or ½ to 1 ½ inches over sheathing

Precautions

When stored, EPS product must be covered and protected from UV rays that may damage the product, including punctures, breaks, sun, rain and freezing conditions.



Accompanying Products

The DripWave insulation system is designed to be used in conjunction with the following wall system:

Water Resistive Barrier (WRB)

- Must be either asphalt nonperforated felt (minimum no. 15) that complies with ASTM D 226 for Type I (IBC or IRC), or asphalt-saturated rag felt that complies with UL Standard 55A (UBC)
- Kraft building paper (minimum Grade D) that complies with UBC Standard 14-1 or ICC-ES Acceptance Criteria for Water-Resistive Barriers (AC38)
- Material must comply with ICC-ES Acceptance Criteria for Water-Resistive Barriers (AC38)
- For wood-based sheathing, the WRB must either be Kraft building paper with a minimum water-resistance rating of 60 minutes or Grade D draft building paper (minimum 2 layers)

Lath

- Woven Wire (20 gauge):
  Must be nominal no. 20 gauge (0.035 inch), with a 1-inch opening. Galvanized steel must comply with ASTM C1032.
- Welded Wire:
  Must be nominal no. 16 gauge (0.065 inch), with a 2-inch by 2-inch opening. Galvanized steel must comply with ASTM 933.
- Metal Lath:
  Must comply either with ASTM C847 (IBC or IRC) or with Table 25-B of the UBC as applicable.

Installation Requirements

- All products of the system must be stored per the product's data sheet.
- Ensure all substrates are clean, dry and structurally sound.
- Planar irregularities must not be greater than ¼ inch over 10 feet.
- Maximum allowable deflection of structural wall components is 1/360 of the span.
- The design professional is responsible for final expansion and control joint design and location. Expansion joints should be installed at the floor line, dissimilar substrates, and through wall expansion joints.
- Wood-based sheathing must be gapped 1/8 inch to allow for expansion. Sheathing must be attached with corrosion-resistant fasteners per code requirements.
- Do not install below grade. Terminate a minimum of 4 in. above grade, 2 in. above finished grade, or as specified by local code.
- All openings must be designed to allow water to escape to the outside of the wall.
- All openings and penetrations must be properly flashed and/or sealed using approved methods.
- Walls must be designed to prevent water from penetrating behind or running down the face of the stucco.
- There must be sufficient slope on the faces of plastered services to prevent water, snow or ice from accumulating or standing.
- DripWave Weep Screed must be installed at the bottom of the wall to allow water to drain and escape from the wall system.
- After coating applications are complete, moist curing must be provided for a minimum of 24 hours. Total curing time will depend upon humidity, heat, and other environmental factors, as well as job conditions and stucco manufactures requirements.
- Architectural detailing may be added through the application of optional EPS foam plant-ons.